

**IF SOMEONE IS OVERDOSING,  
CALL 9-1-1 AND GIVE NARCAN**

**Signs of an overdose:**

Person is unconscious or not waking up  
Doesn't respond to shouting or rubbing knuckles  
on breastbone or between upper lip and nose

Person is not breathing normally

- Breathing very slowly or not breathing
- Snoring, choking, or gurgling sounds

**If someone is showing  
any signs of an overdose:**

1. Call 9-1-1
2. Give Narcan
3. Start rescue breathing & chest compressions

The Good Samaritan Law provides some legal protection to  
anyone who gives Narcan or calls 911  
in an overdose situation.

**IF SOMEONE IS OVERDOSING,  
CALL 9-1-1 AND GIVE NARCAN**

**Signs of an overdose:**

Person is unconscious or not waking up  
Doesn't respond to shouting or rubbing knuckles  
on breastbone or between upper lip and nose

Person is not breathing normally

- Breathing very slowly or not breathing
- Snoring, choking, or gurgling sounds

**If someone is showing  
any signs of an overdose:**

1. Call 9-1-1
2. Give Narcan
3. Start rescue breathing & chest compressions

The Good Samaritan Law provides some legal protection to  
anyone who gives Narcan or calls 911  
in an overdose situation.

**INSTRUCTIONS ON OTHER SIDE**

**INSTRUCTIONS ON OTHER SIDE**

**IF SOMEONE IS OVERDOSING,  
CALL 9-1-1 AND GIVE NARCAN**

**Signs of an overdose:**

Person is unconscious or not waking up  
Doesn't respond to shouting or rubbing knuckles  
on breastbone or between upper lip and nose

Person is not breathing normally

- Breathing very slowly or not breathing
- Snoring, choking, or gurgling sounds

**If someone is showing  
any signs of an overdose:**

1. Call 9-1-1
2. Give Narcan
3. Start rescue breathing & chest compressions

The Good Samaritan Law provides some legal protection to  
anyone who gives Narcan or calls 911  
in an overdose situation.

**IF SOMEONE IS OVERDOSING,  
CALL 9-1-1 AND GIVE NARCAN**

**Signs of an overdose:**

Person is unconscious or not waking up  
Doesn't respond to shouting or rubbing knuckles  
on breastbone or between upper lip and nose

Person is not breathing normally

- Breathing very slowly or not breathing
- Snoring, choking, or gurgling sounds

**If someone is showing  
any signs of an overdose:**

1. Call 9-1-1
2. Give Narcan
3. Start rescue breathing & chest compressions

The Good Samaritan Law provides some legal protection to  
anyone who gives Narcan or calls 911  
in an overdose situation.

**INSTRUCTIONS ON OTHER SIDE**

**INSTRUCTIONS ON OTHER SIDE**

## Give Narcan



Spray entire container up one side of person's nose.

- Start rescue breathing and chest compressions if person isn't breathing on their own.
- Repeat after 2 to 5 minutes if the person is not moving.

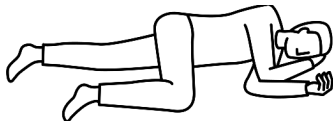
## Start Rescue Breathing & Compressions

- If not breathing, tilt head back, slightly lift chin. Make sure airway is clear.
- Give 2 rescue breaths, look to see chest rise.
- Give 30 chest compressions.
- Repeat until person moves, or first responders arrive.

## Call 911 if you haven't yet

### Recovery position

- If the person moves and is breathing on their own, place them in the recovery position on their left side.



### After Narcan

- Stay with the person until they go to the hospital. Someone who was given Narcan may be at risk for another overdose.

## Give Narcan



Spray entire container up one side of person's nose.

- Start rescue breathing and chest compressions if person isn't breathing on their own.
- Repeat after 2 to 5 minutes if the person is not moving.

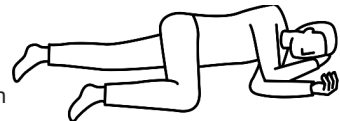
## Start Rescue Breathing & Compressions

- If not breathing, tilt head back, slightly lift chin. Make sure airway is clear.
- Give 2 rescue breaths, look to see chest rise.
- Give 30 chest compressions.
- Repeat until person moves, or first responders arrive.

## Call 911 if you haven't yet

### Recovery position

- If the person moves and is breathing on their own, place them in the recovery position on their left side.



### After Narcan

- Stay with the person until they go to the hospital. Someone who was given Narcan may be at risk for another overdose.

## Give Narcan



Spray entire container up one side of person's nose.

- Start rescue breathing and chest compressions if person isn't breathing on their own.
- Repeat after 2 to 5 minutes if the person is not moving.

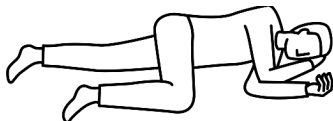
## Start Rescue Breathing & Compressions

- If not breathing, tilt head back, slightly lift chin. Make sure airway is clear.
- Give 2 rescue breaths, look to see chest rise.
- Give 30 chest compressions.
- Repeat until person moves, or first responders arrive.

## Call 911 if you haven't yet

### Recovery position

- If the person moves and is breathing on their own, place them in the recovery position on their left side.



### After Narcan

- Stay with the person until they go to the hospital. Someone who was given Narcan may be at risk for another overdose.

## Give Narcan



Spray entire container up one side of person's nose.

- Start rescue breathing and chest compressions if person isn't breathing on their own.
- Repeat after 2 to 5 minutes if the person is not moving.

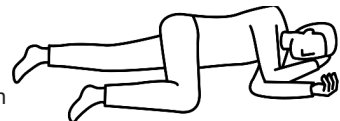
## Start Rescue Breathing & Compressions

- If not breathing, tilt head back, slightly lift chin. Make sure airway is clear.
- Give 2 rescue breaths, look to see chest rise.
- Give 30 chest compressions.
- Repeat until person moves, or first responders arrive.

## Call 911 if you haven't yet

### Recovery position

- If the person moves and is breathing on their own, place them in the recovery position on their left side.



### After Narcan

- Stay with the person until they go to the hospital. Someone who was given Narcan may be at risk for another overdose.