

# UVM ScholarWorks

## University of Vermont Community Tobacco Use and Attitudes Survey

Item Type	Presentation
Authors	Anderson, Hillary;Concannon, Kyle;LaPenta, Catherine;Leopold, Robin;Litsakos, Christina;Muller, Imelda;Traina, Asaad;Delaney, Tom;Wilcke, Burton;Carney, Jan K.
Download date	2026-06-08 15:07:01
Item License	<a href="http://creativecommons.org/licenses/by-nc/3.0/">http://creativecommons.org/licenses/by-nc/3.0/</a>
Link to Item	<a href="https://hdl.handle.net/20.500.14849/989">https://hdl.handle.net/20.500.14849/989</a>

## Introduction

Smoking remains an important public health issue in U.S. Colleges. 17.3% of U.S. smokers are 18-24 years old. 28% of U.S. college students began smoking at age 19 or older. Currently 1,104 U.S. Colleges have adopted Tobacco-Free policies.

## Methods

- A web-based survey was administered to 18,408 UVM students, faculty, and staff, using validated questions about tobacco use
- Data were analyzed across three variables: Current Smokers, Former Smokers, and Never Smokers
- An 18-point Attitude Score was derived from 6 questions to quantify attitudes towards a Tobacco-Free Campus
- A score of 0 indicates most supportive of a tobacco free campus, 18 indicates most opposed

## Survey Demographics

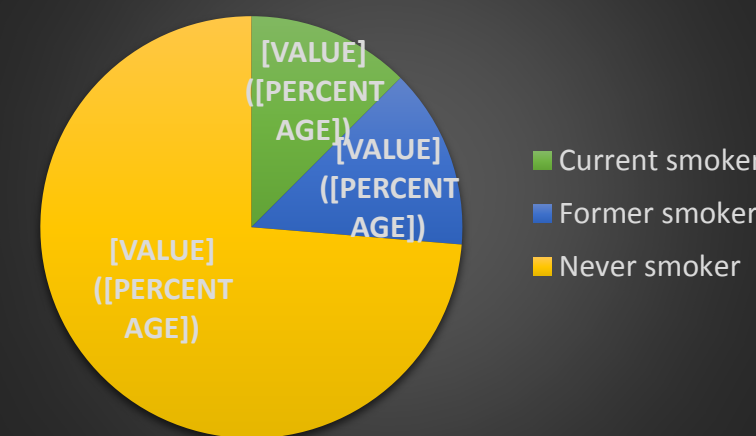
- 3,177 surveys were returned from undergraduates (1603), graduate students (377), staff (805), and faculty (369)
- The overall response rate was 17.3%. Characteristics of participants are shown in **Table 1**
- Smoking status was divided into three categories: 12.5% of respondents were Current Smokers, 13.8% were Former Smokers, and 74.7% were Never Smokers. See **Figure 1**

**Table 1: Demographics of Survey Participants**

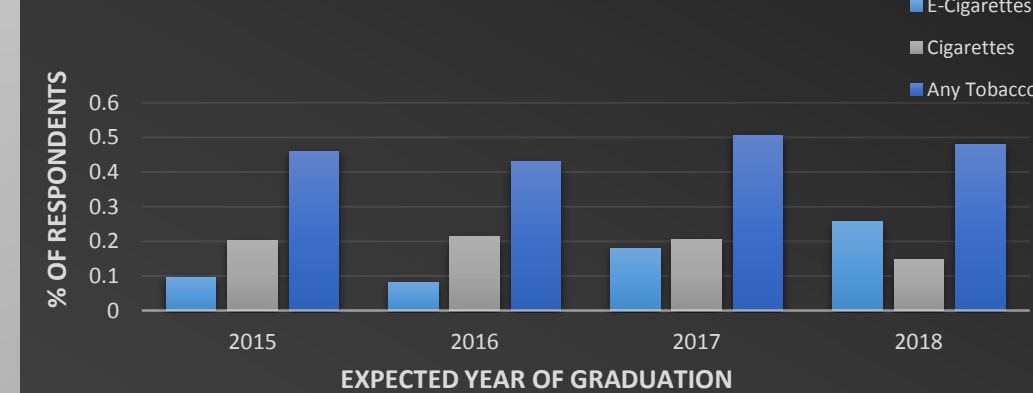
Participant Affiliation with UVM	N (%)
Undergraduate Students	1603 (50.5)
2014	32 (2.0)
2015	311 (19.4)
2016	374 (23.3)
2017	416 (26.0)
2018	443 (27.6)
2019+	27 (1.7)
Graduate students	377 (11.9)
Faculty	369 (11.6)
Staff	805 (25.3)

## Results

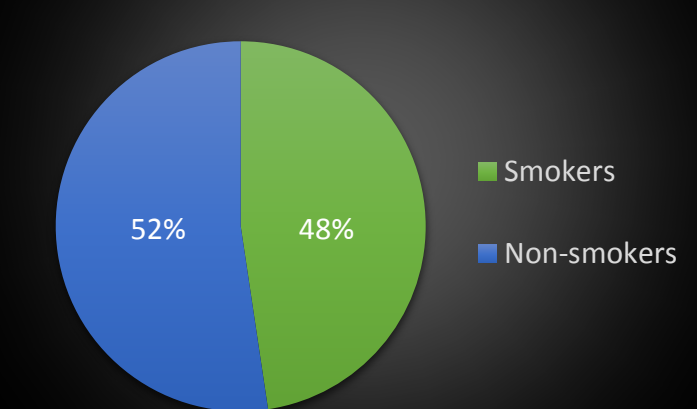
**Figure 1: Smoking Status**



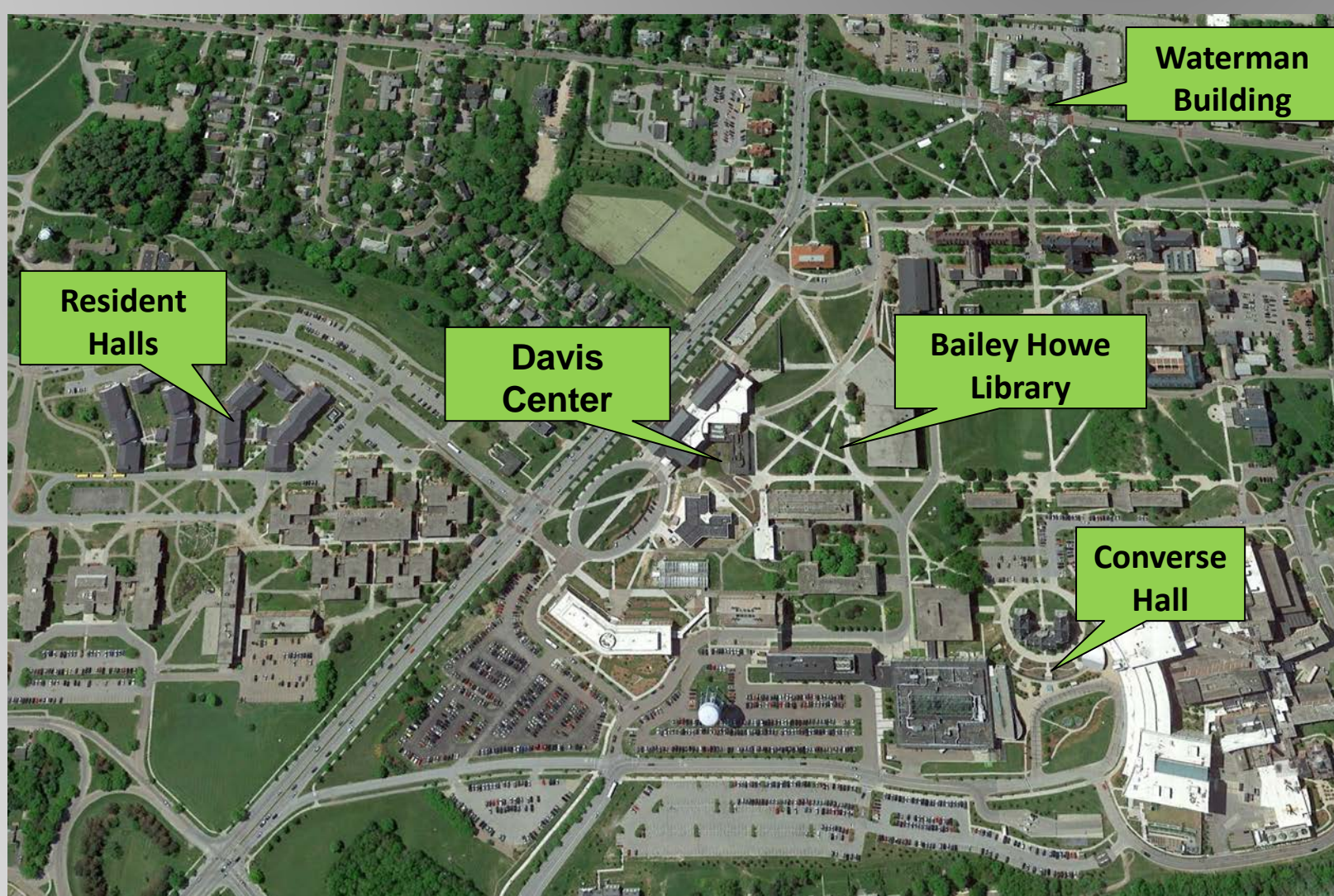
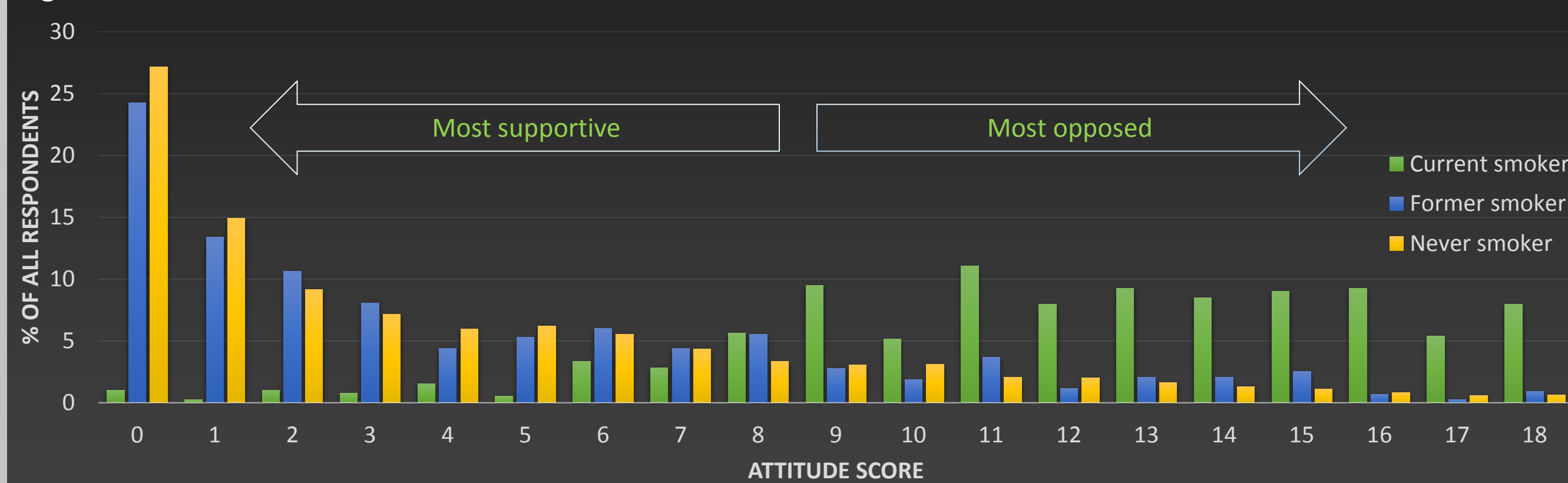
**Figure 2: Undergraduate Prevalence of E-Cigarette, Cigarettes, and Any Tobacco Product**



**Figure 3: E-Cigarette Users by Smoking Status**



**Figure 4: Tobacco-Free Attitudes Score**



**Table 2: Campus Locations and Prevalence of Second-Hand Smoke Exposure**

Location on UVM Campus	N (%)
Outside Bailey Howe Library	1343 (42.4)
Outside a Residence Hall	1055 (33.2)
In a Parking Lot	1038 (32.7)
Outside the Davis Center	1020 (32.1)
Outside the Fleming Museum	336 (10.6)
Outside Converse Hall	327 (10.3)
Sidewalks/Walking Around Campus*	115
Outside UVM Medical Center*	79
Outside Waterman Building*	72
Everywhere*	17
Outside UHC*	17
Bus Stop (non-UVM Medical Center)*	7
Kalkin Hall*	6

\*Write-in responses

## Discussion

### Prevalence of Tobacco Product Use

- Smoking prevalence varied among undergraduates (19.1%), staff (7.5%), graduate students (5.1%), and faculty (2.2%). 68.1% of respondents reported second-hand smoke exposure on campus and 54.7% knew where to find cessation resources on campus
- On average, 47.2% of undergraduate students reported using some form of tobacco in the last 30 days
- 25.7% of freshman undergraduates used e-cigarettes in the last 30 days; underclassmen were 2.9 times more likely to use e-cigarettes than upperclassmen. The odds of being a current smoker were 1.54 times higher in students who live off-campus compared to students who live on-campus; see **Figure 2**
- 52% of respondents that did not fit the classification criteria of smoker (smoked >100 cigarettes in their lifetime and currently smoke "sometimes" or "every day") reported using cigarettes in the last 30 days. 48% of respondents that were classified as smokers smoked e-cigarettes in the last 30 days; see **Figure 3**

### Tobacco-Free Attitude Score

- There was a significant effect of smoking status on agreement with a Tobacco-Free campus [ $F(1,3121)=1187.0, p=0.001$ ], with non-smokers' disagreement scored at 4.0 and smokers' disagreement scored at 12.1; see **Figure 4**

## Conclusion

Results provide baseline data to assess the longitudinal impact of a Tobacco-Free policy.

## References

- Freedman KS, Nelson NM, Feldman LL. Smoking initiation among young adults in the United States and Canada, 1998-2010: a systematic review. *Prev Chronic Dis* 2012;9:110037
- No-smoke.org*. Rep. American Nonsmokers' Rights Foundation, 1 Jan. 2015. Web. 12 Jan. 2015
- Tobacco-Free UVM Website. <http://www.uvm.edu/tobaccofree/>. Last accessed January 12, 2015.